

Grade 2—Unit 8

God's Chosen Servant

Intended for the time period immediately following Christmas vacation, this unit focuses on the prophecies that were fulfilled when Jesus was born. Jesus is our Messiah! Children will follow Jesus as he begins his ministry of preaching, teaching, and healing, and will be introduced to the twelve disciples who said “yes” to Jesus’ call to follow him. Students will also learn of Jesus’ first recorded miracle on earth—turning water into wine at a wedding. “Following Jesus” is the worship focus of this unit, and children will reflect on ways that they can follow Jesus today.

LESSONS

1. Prophets Proclaim Hope
2. Follow Me
3. Jesus Calls the Twelve
4. Water into Wine

Unit 8: God’s Chosen Servant

Unit Information

SUMMARY

For years prophets foretold the coming of Christ. This unit provides a brief overview of the prophetic messages, outlines how Jesus fulfilled the prophecies, and covers the beginning of Jesus’ ministry while on earth.

KEY BIBLE TEXTS

Isaiah 7:14
Isaiah 9:6-7
Isaiah 11:1-2a
Matthew 1:18-23
Matthew 3:16
Luke 1:30-33
Matthew 4:17-25
Matthew 10:1-4
John 2:1-12

BIBLICAL BACKGROUND

The Message of the Prophets

Following the Exodus from Egypt and the forty years of wandering in the wilderness to the land of Canaan, God chose Joshua to lead the Israelites. After Joshua defeated many of the Canaanite cities, the people began to settle in the land. They adopted many of the cultural practices of this new land, including idol worship. During the period in which the judges ruled, the Israelites drifted further and further away from God. Samuel was the last of the judges, and he ruled the people well.

But the Israelites wanted a king to rule, like the neighboring nations. David, the greatest king, followed God. God blessed him, and Israel became a great nation. Solomon, David’s son, made decisions that eventually led to the division of Israel into two kingdoms.

During the division of Israel into two kingdoms (north and south), God brought forth prophets to be messengers to the Israelites and surrounding nations. The prophets proclaimed what God would do in their present situation and what God wanted the people to do. The prophets continually called the Israelites back to obedience and faithfulness to God. The Old Testament prophets also spoke of what God would do in the years to come as they predicted the coming of the Messiah.

The Old Testament contains 17 books of the prophets. Isaiah, Jeremiah, Ezekiel and Daniel are referred to as the major prophets, while the remaining twelve books are minor prophets. (*Lamentations is included in this section, but is not the name of a prophet.*)

The Messiah Comes

For many years, the people waited for the coming of the Messiah with great hope and anticipation. The prophets spoke of this Messiah, or “the Anointed One,” as a Savior, King, and Prince of Peace. In Old Testament times, being anointed was a

sign of being set apart for a special task. Many people expected the Messiah to come and rule like a king, as David had.

Jesus Begins His Ministry

After Jesus began his ministry, the people in his hometown of Nazareth tried to kill him. They did not believe that Jesus, someone from their own town, could be the Messiah. Jesus left Nazareth and moved to Capernaum, about 20-25 miles away. It is believed that Jesus stayed in Peter's home. It is here, near the Sea of Galilee, that Jesus called the first four disciples. These four knew Jesus, had heard him preach and probably considered themselves his followers.

Leaving their families and their jobs showed a strong commitment to Jesus and his ministry. The twelve disciples showed their desire to follow Jesus through their willingness to travel wherever he went, listen to his teachings, learn more about him and become like him.

ESSENTIAL UNDERSTANDINGS

- God fulfills promises.
- God fulfilled God's promise to send Christ.
- We are called to be disciples of Jesus.
- Jesus performed many miracles while on earth.

WORSHIP

Focus: Following Jesus

Worship Table Symbols:

- **A branch** to symbolize Isaiah's prophecy of Jesus as being a branch from the line of Jesse (Lesson 1)
- **A fish** to symbolize Christ's call to the fishermen (Lesson 2)
- **List of the twelve disciples' names** (Lesson 3)
- **Cup of water** to symbolize Jesus' first miracle (Lesson 4)

Suggested Songs: "Two Fishermen" and "Lord, You Have Come to the Lakeshore" (#227 and #229 in *Hymnal: A Worship Book*); "I Have Decided to Follow Jesus" (#39, *Sing and Rejoice*)

ASSESSING TEACHING / LEARNING

Throughout this unit you will have opportunities to assess your students' understanding of the material and/or to add to their Bible portfolios: their comprehension of prophecies fulfilled in Lesson 1; their ability to fill out their disciple sheets in Lesson 4; and their Bible reference skills as they find other miracles that Jesus performed in Lesson 5. A Unit 8 assessment sheet is also available.

MEMORY VERSE

"Follow me, and I will make you fish for people." (Matthew 4:19, NRSV)

Suggested Motions:

Follow me (*move hand as if beckoning someone to follow*)

and I will make you fish for people (*pantomime motion of reeling in a fish*)

BONUS MEMORY VERSES

For to us a child is born, to us a son is given, and the government will be on his shoulders. And he will be called Wonderful Counselor, Mighty God, Everlasting Father, Prince of Peace. (Isaiah 9:6)

Suggested Motions:

For to us a child is born (*make cradle rocking motion with arms*)

to us a son is given (*pat imaginary child's head*)

and the government will be on his shoulders (*put hands on shoulders*)

And he will be called Wonderful Counselor (*cup hand to ear as if listening*)

Mighty God (*show muscles*)

Everlasting Father (*put thumb on forehead and wiggle fingers back and forth—the ASL word for “father”*)

Prince of Peace (*hold fingers in V as in peace symbol*)

A shoot will come up from the stump of Jesse; from his roots a Branch will bear fruit. The Spirit of the Lord will rest on him. (Isaiah 11:1-2a)



“Follow me,
and I will make you
fish for people.”

Matthew 4:19

Dear Parents,

During this unit, “God’s Chosen Servant,” we will move from the story of Jesus’ birth to the beginning of Jesus’ ministry on earth.

Unit Overview

The students will learn how Jesus fulfilled the prophecies of Old Testament prophets, and then will discover how Jesus called his disciples to follow him. They will become familiar with the names of Jesus’ twelve disciples, and also learn of Jesus’ first recorded miracle. Through learning the stories of Jesus’ call on people’s lives centuries ago, children will be challenged to listen for how Jesus calls us today.

Memory Verse

“Follow me, and I will make you fish for people.” (Matthew 4:19, NRSV)

Suggested Motions:

Follow me (*move hand as if beckoning someone to follow*)

and I will make you fish for people (*pantomime motion of reeling in a fish*)

Bonus Memory Verses:

For to us a child is born, to us a son is given, and the government will be on his shoulders. And he will be called Wonderful Counselor, Mighty God, Everlasting Father, Prince of Peace. (Isaiah 9:6)

A shoot will come up from the stump of Jesse; from his roots a Branch will bear fruit. The Spirit of the Lord will rest on him. (Isaiah 11:1-2a)

Ideas

- ✓ The worship focus of this unit is on *following Jesus*. Since students will be learning of the disciples’ decisions to follow Jesus’ call, you may want to help your child understand that Jesus still calls us today. You could talk about friends or family members who have decided to follow Jesus in some specific ways. You might even want to invite one of them to have dinner with your family, asking her/him to share how s/he tries to follow Jesus throughout each day. You could also share with your child how you try to follow Jesus in both small and big ways.
- ✓ **Worship Table:** Some symbols you could use on a worship table during this unit include: **a branch** to symbolize Isaiah’s prophecy of Jesus as a branch from the root of Jesse; **a picture of a fish** to symbolize Christ’s call to the fishermen; **a list of the twelve disciples’ names**; and **a cup of water** to symbolize Jesus’ first recorded miracle, turning water into wine.
- ✓ To flesh out the idea of following Jesus even further, you could make a “Follow Jesus” jar for your table. Invite your child to think of simple, do-able ways your family can follow Jesus during the week—taking a meal to a sick neighbor, calling a grandparent who is far away, giving away a possession that you really don’t need, etc. Have your child write these ideas on small cards. Then, once a week (*perhaps on Sundays*) for as many weeks as you have cards, have someone pick an idea out of the jar and figure out a way for your family to take this step during the week.
- ✓ Sing songs about following Jesus: “Two Fishermen” and “Lord, You Have Come to the Lakeshore” (#227 and #229 in *Hymnal: A Worship Book*); and “I Have Decided to Follow Jesus” (#39, *Sing and Rejoice*).

God's Chosen Servant

LESSON 1: PROPHETS PROCLAIM HOPE

Objective

Students will become familiar with the names of the books of the prophets in the Old Testament and understand that various Old Testament prophecies were fulfilled in the birth and person of Jesus Christ.

Key Concepts

- The prophets in the Old Testament were God's messengers, who warned the kings and the people to leave their wicked ways and turn to God.
- Prophets in the Old Testament proclaimed the coming of the Messiah. Isaiah was a prophet who often spoke about the coming of Jesus

Text: Isaiah 7:14, Isaiah 9:6-7, Isaiah 11:1-2a

Estimated Lesson Time: 30-35 minutes

Materials

- Student Bibles
- Tape
- Pieces of paper with names of Old Testament books of prophets
- "Isaiah's Prophecies" (p. 278)
- Poster board (1 sheet for every 2-3 students)
- Markers
- Yardsticks or dowel rods for each piece of posterboard
- For Extend the Lesson, option two: "Prophets" word find (p. 280)
- For Extend the Lesson, option three: Recording of "For Unto Us a Child Is Born"
- For Extend the Lesson, option four: *Hymnal: A Worship Book* #395

Teacher Preparation

1. Write names of the books of the prophets on pieces of paper to hand out (*one name on each sheet*): Isaiah, Jeremiah, Lamentations, Ezekiel, Daniel, Hosea, Joel, Amos, Obadiah, Jonah, Micah, Nahum, Habakkuk, Zephaniah, Haggai, Zechariah, Malachi.
2. Make copies of "Isaiah's Prophecies," one for each student.
3. If using Extend the Lesson, option one, make copies of the word find, one per student.

INTRODUCING THE LESSON

Books of the prophets. Invite students to turn in their Bibles to the Table of Contents. Ask for volunteers, and tape the papers with names of the books of the prophets to their shirts. Then ask these students to organize themselves into a line according to the order the books appear in the Old Testament. (*They can refer to the Table of Contents for help.*) Students without papers can help those who do.

You might want to make this exercise harder by asking that students not speak to each other at all during the activity. When the students are standing in the correct order, have everyone read the names of the books of prophets in order.

LESSON STEPS

1. Talk about what prophets do: Give messages to people from God, warn people to turn away from sin, give people hope of a better future, etc. You may want to emphasize that all the books of the Old Testament, from Isaiah on, are the names of prophets (*with the exception of Lamentations, which is a series of five poems probably written by the prophet Jeremiah*).

2. “Isaiah’s Prophecies.” Explain that Isaiah was a prophet who told about the coming of the Messiah. Distribute the handouts and have students locate Isaiah 7:14 in their Bibles. It is in the top left-hand corner of their grid. (*Look at answer key.*) After a volunteer reads the verse, have students write the prophecy (*help them to paraphrase it in their own words*) in the top middle block. Now follow the same procedure with Isaiah 9:6-7 and Isaiah 11:1-2a.

Take one passage at a time and talk through it as a class, as outlined below. *Alternatively, you could make a list of the three New Testament references on the chalkboard and ask students to try to fill in the correct blocks independently.*

- Students should have the first two columns filled in. Now have them turn to Luke 1:30-33 and ask someone read it aloud. Which of the three prophecies does it match? (*The second one.*) Be sure to explain that what Isaiah predicted had now come true in the New Testament. Ask students to write the reference in the correct row.
- Turn to Matthew 3:16 and ask someone to read it aloud. Which of the three prophecies does it match? (*The third one.*) Explain that once again what Isaiah had said had now come true in the New Testament. Ask students to write the reference in the correct row.
- Turn to Matthew 1:18-23 and have someone read it aloud. Which of the three prophecies does it match? (*The first one.*) Once again, what Isaiah had said had now come true in the New Testament. Ask students to write the reference in the correct row.

3. Have students imagine they are prophets. What message might God want them to proclaim to the people around them? In their school? In their town? In their country? Throughout the world? Discuss their ideas.

4. Write messages. Divide the class into groups of two or three, providing markers and a poster board for each group. Encourage the students to write a message that God might want to tell people today. Tape a yardstick or dowel rod onto the back of each sign and form a parade through the halls of your school with messages from your modern-day prophets.

EXTEND THE LESSON

(These activities will take longer than the regular lesson time.)

• **Prophet activities.** Use the sheets of paper with prophet names for various activities: Hold up one paper (*for example, Habakkuk*) and have students race to

see who can be first to find it in the Bible. *OR*, throw the papers in an open area on the floor and have a student volunteer to put them in the correct order.

- **“Prophets.”** Pass out copies of the word find from p. 280 for students to complete. You will probably want to have them work in pairs for this difficult word find.
- **“For Unto Us a Child Is Born.”** Find a recording of this song from the *Messiah* and play it for your students. Do they recognize the words from Isaiah the prophet?
- **“Here I Am, Lord.”** Teach your students this hymn, #395 in *Hymnal: A Worship Book*, based on Isaiah’s call from God in Isaiah 6.

Name: _____



Isaiah's Prophecies



Bible Reference	Old Testament Prophecy	New Testament Fulfillment
Isaiah 7:14		
Isaiah 9:6-7		
Isaiah 11:1-2		

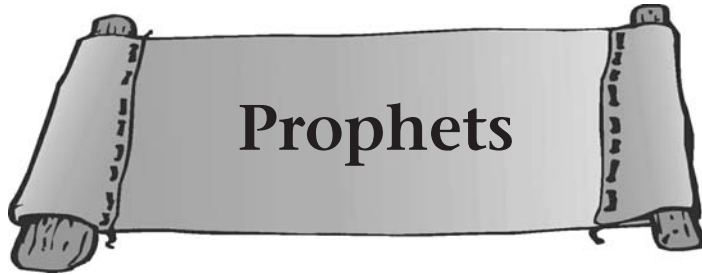


Isaiah's Prophecies



Bible Reference	Old Testament Prophecy	New Testament Fulfillment
Isaiah 7:14	<i>A virgin will give birth to a son. He will be called Immanuel.</i>	<i>Matthew 1:18-23</i>
Isaiah 9:6-7	<i>He will be a descendant of David and a just and righteous ruler.</i>	<i>Luke 1:30-33</i>
Isaiah 11:1-2	<i>He will be from the family of Jesse (David's father). The Holy Spirit will rest on him.</i>	<i>Matthew 3:16</i>

Name: _____



*Find and circle the names of the books of the prophets listed below.
Search forwards, backwards, and diagonally.*

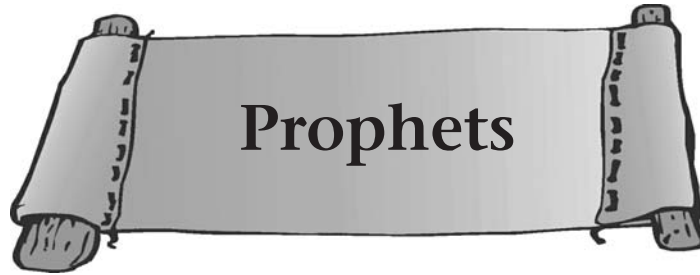
H S E J W Z T H E E V R O J M
V A O M F K U A V Z M P B I C
L E I X I L U I Q A E O A Z V
L E W N K C H R L S Y K D W U
U M I K A A A A V G R T I G K
G J O N A H C H D D X I A E F
W C A U A H P C P Q I J H M L
P C K O I D X E P X O A I Z R
B F P B K Q Z Z Z A I B A B F
S N O I T A T N E M A L G J F
B B K N M J Z S E G N V G D O
I G L A A A O R F X X W A P J
X R R H N H E L M M Z W H C D
V H L U T J H A B B A K U K H
G S O M A H A I A S I T J S B

AMOS
HABAKKUK
ISAIAH
JONAH
MICAH
ZECHARIAH

DANIEL
HAGGAI
JEREMIAH
LAMENTATIONS
NAHUM
ZEPHANIAH

EZEKIEL
HOSEA
JOEL
MALACHI
OBADIAH

ANSWER KEY



Find and circle the names of the books of the prophets listed below. Search forwards, backwards, and diagonally.

H S E J W Z T H E E V R O J M
 V A O M F K U A V Z M P B I C
 L E I X I L U I Q A E O A Z V
 L E W N K C H R L S Y K D W U
 U M I K A A A A V G R T I G K
 G J O N A H C H D D X I A E F
 W C A U A H P C P Q I J H M L
 P C K O I D X E P X O A I Z R
 B F P B K Q Z Z Z A I B A B F
 S N O I T A T N E M A L G J F
 B B K N M J Z S E G N V G D O
 I G L A A A O R F X X W A P J
 X R R H N H E L M M Z W H C D
 V H L U T J H A B B A K U K H
 G S O M A H A I A S I T J S B

AMOS
 HABAKKUK
 ISAIAH
 JONAH
 MICAH
 ZECHARIAH

DANIEL
 HAGGAI
 JEREMIAH
 LAMENTATIONS
 NAHUM
 ZEPHANIAH

EZEKIEL
 HOSEA
 JOEL
 MALACHI
 OBADIAH

God's Chosen Servant

LESSON 2: FOLLOW ME

Objective

Students will enact the story of Jesus' calling of the first disciples.

Key Concepts

- Peter, Andrew, James and John were fisherman who Jesus called to be disciples.
- To be a disciple of Jesus means to follow Jesus.

Text: Matthew 4:18-22

Estimated Lesson Time: 35 minutes

Materials

- Student Bibles
- Props for reenacting the story (*see #1, Teacher Preparation*)
- Optional: *Hymnal: A Worship Book*
- For Extend the Lesson, option one: Construction paper (2 sheets per student), shredded newspapers or cotton, glue or stapler, scissors, crayons, invisible thread or colored yarn, hole puncher

Teacher Preparation

1. Obtain props and costumes for reenacting the Matthew 4 story: tunics made from sheets, sandals, fishing nets, a large box for a boat, etc.
2. Prepare to lead the children in a reenactment of the story: decide how elaborate you want the retelling to be, and whether you will be the narrator or choose a child to read the story.
3. Optional: Be prepared to teach the children a song about following Christ. Suggested are "Two Fishermen" (#227, *Hymnal: A Worship Book*) and "Lord, You Have Come to the Lakeshore" (#229, *Hymnal: A Worship Book*).

INTRODUCING THE LESSON

Play a quick game of "Follow the Leader." Lead the children around the room, asking them to do the same motions you do, or have a child be the leader.

LESSON STEPS

1. **Have students find Matthew 4:18-22** in their Bibles. Read the passage aloud, or invite a student to read it. Ask the children how the disciples might have felt when Jesus called them. (*You might want to point out the memory passage in verse 19 and help students to memorize it with the motions from page 271.*)
2. **Reenact the story.** Invite children to dramatize the story, since this helps children understand how the disciples might have acted, thought, and felt. Make a list of characters on the blackboard, and talk about the sequence of events in the


story. Ask children to volunteer to be the actors. Since this is a short story, you'll probably have time to act out the text several times, giving different children the chance to be involved. You may want to leave the props in a corner of the room so children can use them during free time.

3. Optional: Sing together "Two Fishermen" and/or "Lord, You Have Come to the Lakeshore" from *Hymnal: A Worship Book*.

EXTEND THE LESSON

(These activities will take longer than the regular lesson time.)

- **Make a three-dimensional fish mobile.** Have children draw outlines of fish on construction paper. They should try to fill up the entire page. Cut out the fish. Trace around the fish on another piece of construction paper and cut out the second fish. Color the fish with crayons. Staple or glue the two fish together, leaving an opening in which to stuff shredded newspaper or cotton. Staple or glue the opening together to keep the stuffing inside. Punch a hole in the top of the fish and hang with yarn or thread from the ceiling. You could also hang a large fishing net on a bulletin board and hang the fish from the net.



- **Have children write some ideas** about how they can follow Jesus' call. What might Jesus be calling them to do?

- **Samuel's call.** Have children look up the story of God calling Samuel in 1 Samuel 3:1-10. Talk about how the two stories are the same and different. Who does the calling? How does the "called" respond? When does the call happen? You could make a chart comparing the two stories.

God's Chosen Servant

LESSON 3: JESUS CALLS THE TWELVE

Objective

Students will become familiar with the names of the twelve disciples.

Key Concepts

- Obedience to God's instructions brought victory to the Israelites.
- God can help us do things that seem impossible.
- God goes before us.

Text: Matthew 10:1-4

Estimated Lesson Time: 30-35 minutes

Materials

- Student Bibles
- "Disciple Sheet" (p. 286)
- "Find the Twelve Disciples" word search (p. 287)
- Optional: Bible concordances, dictionaries, pictures of clothing from Jesus' time

Teacher Preparation

1. Make copies of "Disciple Sheet" and "Find the Twelve Disciples," one of each for every student.
2. For lesson step #2, some of the reading will be harder and some easier. Think through ahead of time which students should be assigned to the harder reading.
3. Optional: Find drawings of people dressed in clothing from Jesus' time.

INTRODUCING THE LESSON

Jesus calls disciples. Have the children try to recall the names of the four disciples Jesus called beside the Sea of Galilee, which they learned in the last lesson (*Peter, Andrew, James, and John*). Ask a volunteer to write these four names on the chalkboard or on newsprint under the label, "Jesus Calls the Twelve."

LESSON STEPS

1. Have students find Matthew 10:1-4 in their Bibles. As you read it aloud, ask students to follow along, watching for the names of the remaining disciples. When you are finished reading the text, have students call out the names of the disciples. You or the student volunteer can add them to the list, "Jesus Calls the Twelve."

2. "Disciple Sheet." Have each student pick one disciple to study further, looking up the Bible verse you give from the list on page 285. Make sure at least one student focuses on each disciple. If two children have the same disciple, they can work together on finding and reading the Bible verse.

Distribute the "Disciple Sheet" handouts and have students look up the verses you give them about their disciples. They should draw a picture of the disciple in the

appropriate spot on the page, and then write a paragraph about how the disciple felt when called by Jesus (*in the disciple's voice*).

Below are the verses for children to look up, related to the calling of the disciples. *Option: You could have students use Bible reference tools such as concordances and Bible dictionaries to find verses themselves. You may also want to supply students with some drawings of people from Jesus' time so they can copy the clothing styles in their drawings of the disciples.*

Bartholomew (also known as Nathanael): John 1:45-49

Andrew: John 1:35-42

Peter: John 1:35-42

James: Luke 5:9-10

John: Luke 5:9-10

Philip: John 1:45

Thomas: Luke 6:12-16

Matthew (Levi): Matthew 9:9 or Luke 5:27, 28

James, son of Alphaeus: Luke 6:12-16

Thaddaeus: Mark 3:18

Simon the Zealot: Mark 3:18

Judas Iscariot: Luke 6:12-16

3. "Find the Twelve Disciples." If there is time, hand out copies of the word search for students to complete.

EXTEND THE LESSON

(This activity will take longer than the regular lesson time.)

• **Add scripture references.** You may ask the students to write the reference and copy the Bible verse(s) that they read onto their "Disciple Sheet" pages.


Disciple Sheet

Your name: _____

Your disciple's name: _____

Draw a picture of your disciple here:

Talk about your disciple here:




Write a paragraph about how your disciple might have felt when Jesus called him:

Name: _____

Find the Twelve Disciples

Find and circle the names of the twelve disciples listed below. Search forwards, backwards, and diagonally. For a challenge, find the extra words, too.



The 12 disciples:

Peter	Thomas
Andrew	Matthew
James	Thaddaeus
John	Simon
Philip	Judas Iscariot
Bartholomew	James Son of Alphaeus


Challenge words:

Fish	Preach	Teach
Come	Yes	Walk
Nets	Gospel	Cana
Boat	Beach	Shalom
Amen	Follow me	Sea of Galilee
Peace	Jesus loves	

ANSWER KEY

Find the Twelve Disciples

Find and circle the names of the twelve disciples listed below. Search forwards, backwards, and diagonally. For a challenge, find the extra words, too.



The 12 disciples:

- | | |
|-------------|-----------------------|
| Peter | Thomas |
| Andrew | Matthew |
| James | Thaddaeus |
| John | Simon |
| Philip | Judas Iscariot |
| Bartholomew | James Son of Alphaeus |

Challenge words:

- | | | |
|-------|-------------|----------------|
| Fish | Preach | Teach |
| Come | Yes | Walk |
| Nets | Gospel | Cana |
| Boat | Beach | Shalom |
| Amen | Follow me | Sea of Galilee |
| Peace | Jesus loves | |

God's Chosen Servant

LESSON 4: WATER INTO WINE

Objective

Students will experience a mock “miracle” and then list several kinds of miracles Jesus performed while on earth.

Key Concepts

- Jesus’ ministry on earth included many different kinds of miracles.
- Miracles are unexplainable acts that God performs on earth.

Text: John 2:1-12

Estimated Lesson Time: 35 minutes

Materials

- Two jugs (one transparent, one not), lemonade crystals, large dipper or spoon
- Drinking cups, preferably not transparent
- Student Bibles
- For Extend the Lesson, option one: construction paper in various colors

Teacher Preparation

1. Prepare to perform the mock “miracle” of turning water into lemonade (*see Introducing the Lesson*). Obtain two large jugs or containers, one that is transparent and one that is not. Put lemonade crystals (*or other drink crystals*) in the bottom of the non-transparent container. Fill the clear container with water.
2. Be prepared to help students locate other miracles of Jesus found in the gospels.

INTRODUCING THE LESSON

Lemonade “miracle.” Tell students that you’re going to serve them all some water at the beginning of the lesson. Pour water from the clear container into the jug that has drink crystals at the bottom. Casually stir the lemonade crystals into the water while you’re talking about something else—you could review the names of the disciples from the previous lesson, or review the Bible memory for this unit. (*You might not even have to stir the lemonade crystals if you have put enough crystals into the jug; stirring may raise suspicions among your students.*)

Then dip out some “water” into drinking cups and pass them around. Have fun with students’ responses. You might pretend to be surprised that it’s not just water anymore, or ask them to figure out how the “miracle” happened.

LESSON STEPS

1. Jesus’ first miracle. Tell the students that while the “miracle” you performed has a rational explanation, the miracles Jesus did were beyond our understanding. Have the children find John 2:1-12 in their Bibles and follow along as you read it. (*You may want to have a student volunteer read the part of Jesus.*) Be sure

to note that this was Jesus' first recorded miracle. *(You may want to help students understand that in Jesus' time, wine was a commonly understood part of what made weddings special. Wine was colorful, it tasted good, and it signaled that the event was very special. We have many other ways of celebrating special events these days.)*

2. Other miracles of Jesus. Turning water into wine was Jesus' first recorded miracle. Help the students use their Bibles to find other miracles of Jesus. Have them find the book of Matthew and turn to chapter 4. Explain how to look at the headings—the titles of the paragraphs. Notice that in chapter 4, verse 23, it tells how Jesus healed the sick. (In the NIV Bible, there is a title, “Jesus Heals the Sick.”)

Ask students to page through the book of Matthew, looking for titles that tell of miracles Jesus performed. *(Some of the miracles will not have titles such as Matthew 8:1-4.)* Some of the titles might include: The Faith of the Centurion, Jesus Calms the Storm, The Healing of two Demon-possessed Men, Jesus Heals a Paralytic, A Dead Girl and a Sick Woman, Jesus Heals the Blind and Dumb, etc. Have students call out the miracles as they find them. Make a list on the chalkboard of the different kinds of miracles. Discuss the large variety of miracles that Jesus performed and explain that Jesus' miracles helped people to believe that he was truly the Messiah.

EXTEND THE LESSON

(These activities will take longer than the regular lesson time.)

- **“Water” and “wine” activity.** Have students draw two large jugs on pieces of construction paper, preferably in two different colors. Cut them out and label one “Water” and one “Wine.” Ask the children to reflect on what change they'd like to see in their lives or in the world. Have them write the “before” situation on the jug labeled Water and the “after” situation on the jug labeled Wine. *(For example, a student could write “War in Iraq” or another country currently at war; or “The fight I had with my sister this morning” on the jug labeled Water, then write “Peace in Iraq” or “We'll say we're sorry this afternoon” on the jug labeled Wine.)*

- **Research more miracles of Jesus.** Assign students the other three gospels (Mark, Luke, and John) and do the same exercise you did as a class with Matthew. This time the students will work independently. This exercise will require that students know how to scan a text for information—you may want to remind students to look for the headings.

Name: _____

Unit 8 Assessment

Write the names of two of the prophets in the Old Testament.

1. _____

2. _____

Write the names of five of the disciples of Jesus.

3. _____

4. _____

5. _____

6. _____

7. _____

8. What was Jesus' first miracle on earth?

9. Write your memory verse here:

Unit 8 Assessment

Write the names of two of the prophets in the Old Testament.

1. Possible answers: Isaiah, Jeremiah, Ezekiel, Daniel, Hosea, Joel, Amos, Obadiah,
2. Jonah, Micah, Nahum, Habakkuk, Zephaniah, Haggai, Zechariah, Malachi

Write the names of five of the disciples of Jesus.

3. Possible answers: Andrew, Peter, James, John, Philip, Thomas, Matthew (or
4. Levi), James (son of Alphaeus), Thaddaeus, Simon the Zealot,
5. Bartholomew (or Nathanael), Judas Iscariot
6. _____
7. _____

8. What was Jesus' first miracle on earth?

Turning water into wine at a wedding

9. Write your memory verse here:

"Follow me, and I will make you fish for people." -Matthew 4:19
